



# Roofing Accessories

Our roofs are a complex blend of aesthetics and performance. Weathertight, but able to breathe from the inside out using integrated dry fix ventilation systems, they're designed to perform and proven to last.



For you, they also need to be quick and economical to install, and for the building owner they require minimal on-going maintenance but maximum durability and long life.

Marley offers all this, as well as a range of dry fix and ventilation, tile fixing and mortar bedding options that make it easy for you to comply with BS 5534.

Trust Marley to take the hassle out of roofing. If you ever need advice on any roofing related issue, you can rely on our team to give you a helping hand.



All factories certified to ISO 9001, ISO 14001, OHSAS 18001

n55Plus



**Tell me more**

Call 01283 722588  
Email [info@marley.co.uk](mailto:info@marley.co.uk)  
Or visit [marley.co.uk](http://marley.co.uk)

#### CONTENTS

4	THE MARLEY ROOF SYSTEM	36	FLEXFAST LEAD REPLACEMENT ROLL
6	THE POCKET EXPERT	38	DRY FIX SOAKERS
8	SYSTEM SELECTOR	40	UNIVERSAL TILE VENT TERMINAL
	<b>DRY FIX SOLUTIONS</b>	42	CONTOUR IN-LINE VENTS
10	UNIVERSAL EAVES VENT SYSTEM	44	TILE VENTILATION TERMINALS
12	UNIVERSAL DRY VERGE SYSTEM	46	CLAY IN-LINE VENT
14	EDGEMERE DRY VERGE SYSTEM	47	BONDING GUTTERS
16	ASHMORE DRY VERGE SYSTEM		<b>BASE LAYERS</b>
18	CONTINUOUS DRY VERGE SYSTEM	48	UNIVERSAL UNDERLAYS
20	CLOAK VERGES	50	JB RED BATTENS
22	UNIVERSAL RIDGEFAST SYSTEM		<b>KNOWLEDGE</b>
24	VENTILATED DRY RIDGE SYSTEM	52	BS 5534 SOLUTIONS
26	RIDGE VENT TERMINALS	54	BS 8612 SOLUTIONS
28	UNIVERSAL GRP DRY VALLEY	56	BS 5250 VENTILATION GUIDANCE
30	UNIVERSAL HIPFAST SYSTEM	60	HERE TO HELP
32	DRY HIP SYSTEM		
34	TOP ABUTMENT VENTILATION		

## THE MARLEY ROOF SYSTEM

We offer the most comprehensive roof system on the market, underwritten by a 15 year warranty.

**01/ DRY RIDGE SYSTEMS**

Universal RidgeFast system PAGE 22

Dry ridge system PAGE 24

Dry mono ridge system PAGE 24

**06/ DRY VALLEY SYSTEMS**

Universal dry valley system PAGE 28

**02/ RIDGE VENT TERMINALS**

PAGE 26

**03/ EAVES VENT SYSTEMS**

25mm eaves vent system PAGE 10

10mm eaves vent system PAGE 10

**04/ DRY VERGE SYSTEMS\***

Universal dry verge system PAGE 12

Edgemere dry verge system PAGE 14

Ashmore dry verge system PAGE 16

Cloak verges PAGE 20


\* Continuous dry verge system, page 18 (not shown above)

**05/ ABUTMENT SYSTEMS**

Top abutment ventilation system PAGE 34

FlexFast lead replacement roll PAGE 36

Dry fix soakers PAGE 38



**07/ DRY HIP SYSTEMS**

Universal HipFast system PAGE 30

Dry hip system PAGE 32

**08/ RIDGE SLOPE SYSTEMS**

Universal tile vent terminal PAGE 40

Tile ventilation terminals PAGE 44

Contour and in-line vents PAGES 42, 46

**09/ UNDERLAYS**

Universal vapour permeable PAGE 48

Universal non-breathable PAGE 48

**GRP BONDING GUTTERS**

PAGE 47

**10/ BATTENS**

JB-Red battens PAGE 50

Batten end bracket PAGE 51

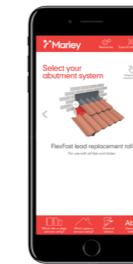
So many elements offered by one supplier, give levels of accountability and integration that reduce design and installation liability. More elements guaranteed to work seamlessly together, give you more time to focus on design and management of your project, complete peace of mind and, of course, better, more durable, lower maintenance roofs.

- ▲ Base layers
- ▲ Roof coverings
- ▲ Detailing
- ▲ Knowledge
- ▲ Confidence

## THE POCKET EXPERT

Our new sitework guide app is your pocket expert on installing your dry fixed roof to the latest British Standards.

Also includes general setting out and fixing guidance.



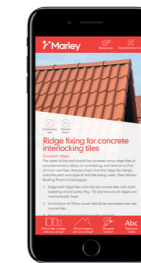
- ▲ Find information on every Marley dry fix and ventilation system. All BS 5534 and BS 5250 compliant.




- ▲ Search by roof area. To find the information you need, straight away.



- ▲ Search by product. To find the right tile information.



- ▲ Follow easy step-by-step fixing instructions. Making it quicker for you to read on site.



- ▲ Find out how Marley can help you. Discover the free of charge services and support available.



- ▲ Play embedded videos. Short, step-by-step 'how to' videos with hands on demonstrations.

**Tell me more**

Download from the App Store or Google Play by searching for Marley, or visit [marley.co.uk/pocketexpert](http://marley.co.uk/pocketexpert)

# SYSTEM SELECTOR



## UNIVERSAL ROOFING ACCESSORIES

10mm eaves vent system	✓	✓	✓	✓	✓	✓	✓	✓	✓	✓	✓	✓	✓	✓	✓
25mm eaves vent system	✓	✓	✓	✓	✓	✓	✓	✓	✓	✓	✓	✓	✓	✓	✓
Dry verge			✓	✓		✓	✓	✓	✓	✓	✓	✓	✓	✓	✓
HipFast	✓	✓	✓	✓	✓	✓	✓	✓	✓	✓	✓	✓	✓	✓	✓
RidgeFast	✓	✓	✓	✓	✓	✓	✓	✓	✓	✓	✓	✓	✓	✓	✓
Tile vent	✓	✓		✓		✓	✓	✓	✓	✓	✓	✓	✓	✓	✓
GRP dry valley system	✓	✓	✓	✓	✓	✓	✓	✓	✓	✓	✓	✓	✓	✓	✓
Underlays	✓	✓	✓	✓	✓	✓	✓	✓	✓	✓	✓	✓	✓	✓	✓

## DRY VERGE SYSTEMS

Cloak verge system	✓	✓		✓	✓		✓*	✓	✓						
Edgemere dry verge						✓									
Continuous dry verge	✓	✓													✓
Ashmore dry verge															✓

## DRY HIP SYSTEMS

Dry hip		✓				✓	✓	✓	✓	✓	✓	✓	✓	✓	✓
---------	--	---	--	--	--	---	---	---	---	---	---	---	---	---	---

## DRY VALLEY SYSTEMS

Plain tile valley	✓	✓													
-------------------	---	---	--	--	--	--	--	--	--	--	--	--	--	--	--

## VENTILATED DRY RIDGE

Ventilated dry ridge		✓				✓	✓	✓	✓	✓	✓	✓	✓	✓	✓
Ventilated mono dry ridge		✓				✓	✓	✓	✓	✓	✓	✓	✓	✓	✓

## ABUTMENT SYSTEMS

Top abutment ventilation system			✓		✓	✓	✓	✓	✓	✓	✓	✓	✓	✓	✓
Dry fix soakers	✓	✓				✓	✓								✓

## VENTILATION TERMINALS

Gas vent ridge terminals		✓				✓		✓	✓	✓	✓	✓	✓	✓	✓
Ridge vent terminals		✓				✓	✓	✓	✓	✓	✓	✓	✓	✓	✓
In-line vents and contour vents	✓	✓				✓	✓	✓	✓	✓	✓	✓	✓	✓	✓
Tile vent terminals						✓	✓	✓	✓	✓	✓				
Ventilation roof tile															✓
Ridge vent terminal for condensing boiler		✓				✓	✓	✓	✓	✓	✓	✓	✓	✓	✓

## BONDING GUTTERS

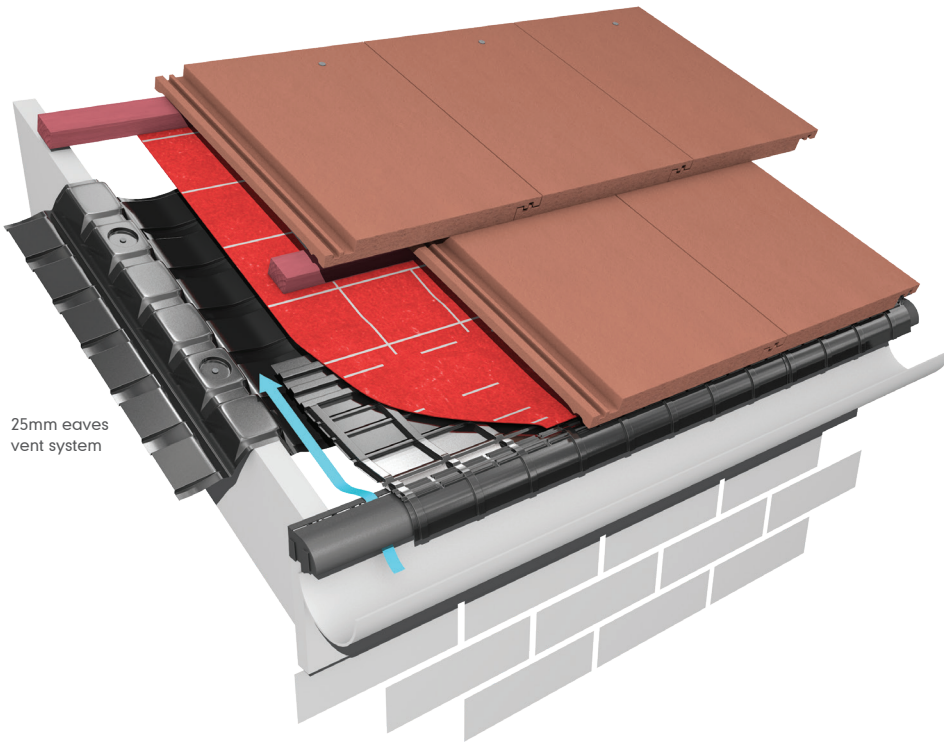
	✓	✓	✓	✓	✓	✓	✓	✓	✓	✓	✓	✓	✓	✓	✓
--	---	---	---	---	---	---	---	---	---	---	---	---	---	---	---

\* Suitable for Modern only

# UNIVERSAL EAVES VENT SYSTEMS

For use with all tiles and slates, (including eaves vent system PLUS for low pitch roofs with deep insulation).

BS 5534  
COMPLIANT



25mm eaves vent system

## ADVANTAGES

- ▲ Can be used with all Marley and other manufacturers' tiles and slates
- ▲ Simple and fast to install
- ▲ Eaves-to-ridge or eaves-to-eaves ventilation
- ▲ 12.5-55° pitched roofs
- ▲ Eaves vent PLUS for low pitch roofs with deeper insulation
- ▲ Allows clip fixing of tiles at eaves
- ▲ Compresses insulation ensuring airflow
- ▲ Prevents ponding of water
- ▲ Prevents ingress of birds, vermin and insects

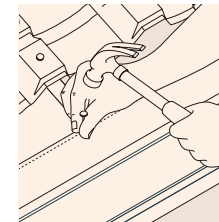
**Tell me more**

PRODUCT INFORMATION  
Visit [marley.co.uk/eavesvent](http://marley.co.uk/eavesvent)  
or Tel 01283 722588


## KEY COMPONENTS

	Code		Code
Universal 10mm eaves vent system (6m pack) comprising of: - Eaves rafter roll (6m) - Felt support tray (10 No.) - 10mm strip ventilator (6 No.)	46350	Universal 25mm eaves vent system (6m pack) comprising of: - Eaves rafter roll (6m) - Felt support tray (10 No.) - 25mm strip ventilator (6 No.)	46350
Universal 10mm eaves vent PLUS system (6m pack) comprising of: - Eaves rafter roll (6m x 600mm deep) - Rigid felt support tray (10 No.) - 10mm strip ventilator (6 No.)	46354	Gutter spacers (20 per pack)	46353
		Felt support tray (10 No.)	46345
		Comb filler strip	30425
		Continuous rafter roll pack (2 No. 6m)	46323

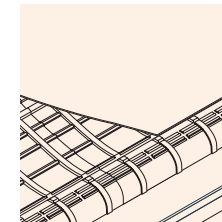
## FIXING OVERVIEW



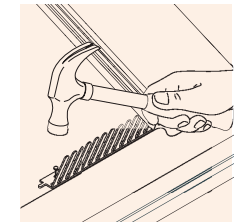
Nail strip ventilator onto fascia board



Place felt support trays over vent strips and nail to rafters




Underlay over support tray (stop 25mm from curved edge)



When using profiled tiles, fix comb filler strip to fascia

# UNIVERSAL DRY VERGE SYSTEM

Compatible with all three main interlocking tile types: large standard, medium format and large format thin leading edge, plus our Lincoln and Maxima clay interlocking tiles.



## ADVANTAGES


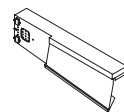
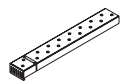

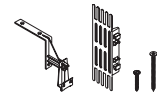

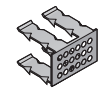

- ▲ Meets BS 5534 requirements and NHBC guidelines
- ▲ Drainage channels reduce the risk of gable end staining
- ▲ Starter fixing bracket enables fast and secure installation
- ▲ Unrivalled compatibility
- ▲ Manufactured from high grade polypropylene for outstanding durability
- ▲ Simple and fast to install
- ▲ Also suitable for verges without bargeboard
- ▲ Dry verge refurbishment kit allows retro-fit

## Tell me more

PRODUCT INFORMATION  
Visit [marley.co.uk/dryverge](http://marley.co.uk/dryverge)  
or Tel 01283 722588

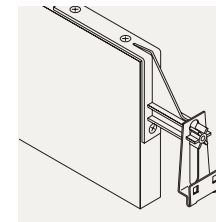
BS 8612  
COMPLIANT

## KEY COMPONENTS

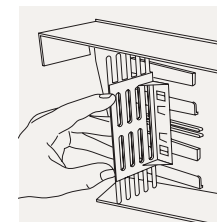
	Code		Code
Universal verge unit		Segmental mono-ridge end cap and wire hook	
Left hand	391*	Left hand	395*
Right hand	392*		
		Dry verge refurbishment fixing kit (24 No. batten extension units)	53580
Modern ridge end cap	394*		
		Dry verge starter unit	53931
Segmental ridge end cap	395*		
		Batten end clip	30214
Modern mono-ridge end cap and wire hook			
Left hand	396*		
Right hand	397*		
			

\* Suffix with colour code: 01 Grey, 03 Brown, 04 Terracotta  
† Suffix with colour code: 01 Grey, 03 Brown

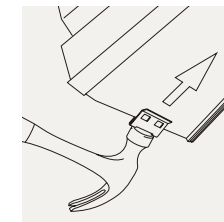
## FIXING OVERVIEW



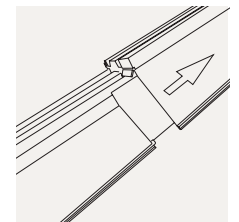
Secure the starter bracket onto the corner of the fascia



Position plastic filler piece



Secure the first verge with mechanical fixing




Slide verge units upwards


# EDGEMERE DRY VERGE SYSTEM

Compatible with Standard, Riven and Duo Edgemere

BS 8612  
COMPLIANT



**BATTEN END CLIP**  
Ensures a mechanical fix onto the face of the batten when installing dry verge units.


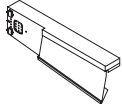
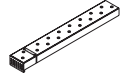

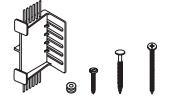




## ADVANTAGES

- ▲ Meets BS 5534 requirements and NHBC guidelines
- ▲ Drainage channels reduce the risk of gable end staining
- ▲ Starter fixing bracket enables fast and secure installation
- ▲ Unrivalled compatibility
- ▲ Manufactured from high grade polypropylene for outstanding durability
- ▲ Simple and fast to install
- ▲ Also suitable for verges without bargeboard
- ▲ Dry verge refurbishment kit allows retro-fit

**Tell me more**  
PRODUCT INFORMATION  
Visit [marley.co.uk/dryverge](http://marley.co.uk/dryverge)  
or Tel 01283 722588

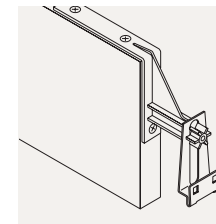
## KEY COMPONENTS

	Code		Code
Universal verge unit		Segmental mono-ridge end cap and wire hook	
Left hand	381*	Left hand	395*
Right hand	382*		
		Dry verge refurbishment fixing kit (24 No. batten extension units)	53580
Modern ridge end cap	384*		
		Dry verge starter unit	5380
Segmental ridge end cap	395*		
		Batten end clip	30214
Modern mono-ridge end cap and wire hook			
Left hand	396*		
Right hand	397*		

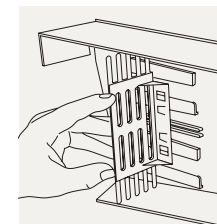
\* Suffix with colour code: 01 Grey, 03 Brown

† Suffix with colour code: 01 Grey, 03 Brown

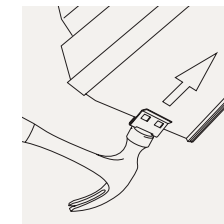
## FIXING OVERVIEW



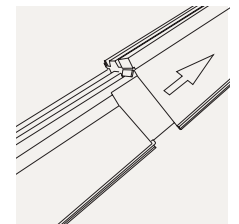
Secure the starter bracket onto the corner of the fascia



Position plastic filler piece



Secure the first verge with mechanical fixing



Slide verge units upwards





# ASHMORE DRY VERGE SYSTEM

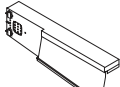
Compatible with Ashmore tiles and concrete interlocking plain tiles.

BS 8612  
COMPLIANT

**BATTEN END CLIP**  
Ensures a mechanical fix onto the face of the batten when installing dry verge units.



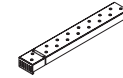
## KEY COMPONENTS

		Code
	Ashmore verge unit Left hand Grey	MA39611
	Right hand Grey	MA39711
	Left hand Brown	MA39713
	Right hand Brown	MA39613
	Left hand Terracotta	MA39614
	Right hand Terracotta	MA39714

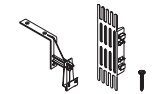
Ashmore segmental ridge end cap Grey	MA39801
Ashmore segmental ridge end cap Brown	MA39803
Ashmore segmental ridge end cap Terracotta	MA39804



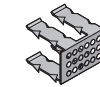
	Code
Dry verge refurbishment fixing kit (24 No. batten extension units)	MA53580



Ashmore dry verge starter unit	MA39900
--------------------------------	---------



Batten end clip	MA30214
-----------------	---------



\* Suffix with colour code: 01 Grey, 03 Brown, 04 Terracotta  
† Suffix with colour code: 01 Grey, 03 Brown

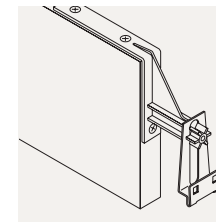
## ADVANTAGES

- ▲ Meets BS 5534 requirements and NHBC guidelines
- ▲ Multiple drainage channels to reduce the risk of gable end staining
- ▲ Starter fixing bracket enables fast and secure installation
- ▲ Sleek design complements plain tile aesthetic
- ▲ Manufactured from high grade polypropylene for outstanding durability
- ▲ Simple and fast to install
- ▲ Also suitable for verges without bargeboard

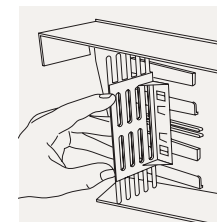
## Tell me more

PRODUCT INFORMATION  
Visit [marley.co.uk/dryverge](http://marley.co.uk/dryverge)  
or Tel 01283 722588

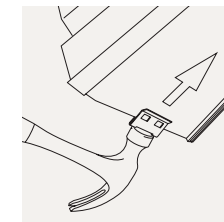
## FIXING OVERVIEW



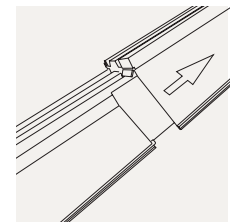
Secure the starter bracket onto the corner of the fascia



Position plastic filler piece



Secure the first verge with mechanical fixing



Slide verge units upwards

# CONTINUOUS DRY VERGE SYSTEM

For use with Ashmore interlocking tiles, concrete plain tiles and clay plain tiles.

BS 8612  
COMPLIANT

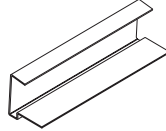




## ADVANTAGES

- ▲ Meets BS 5534 requirements and NHBC guidelines
- ▲ Meets BS 8612 requirements
- ▲ Strong and durable
- ▲ Weathertight and maintenance free
- ▲ Creates continuous clean verge detail

**Tell me more**  
PRODUCT INFORMATION  
Visit [marley.co.uk/dryverge](http://marley.co.uk/dryverge)  
or Tel 01283 722588

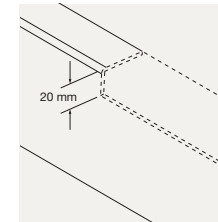
## KEY COMPONENTS

	Code		Code
Universal plain tile dry verge section (3m)	38501	Modern ridge end cap	394*
			
Plain tile dry verge fixing kit**	38510	Segmental ridge end cap	395*
			

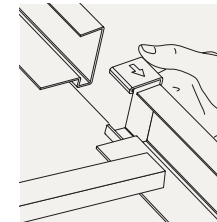
\*\* One fixing kit per length of verge

\* Suffix with colour code: 01 Grey, 03 Brown, 04 Terracotta


## FIXING OVERVIEW



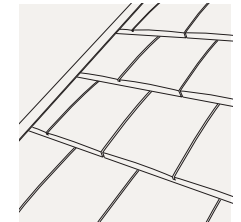
Cut away section at ridge



Universal plain tile verge connector units



Nailing verge units




Installed dry verge system

# CLOAK VERGES

For use with clay and concrete plain tiles, Melodie, Maxima, Mendip, Modern\* and Double Roman\* interlocking tiles

BS 5534  
COMPLIANT



Mendip interlocking tile cloak verge

Plain tile cloak verge

Melodie interlocking tile cloak verge

Maxima interlocking tile cloak verge

\*Not shown above

## ADVANTAGES

- ▲ Meets BS 5534 requirements and NHBC guidelines
- ▲ Strong and durable
- ▲ Weathertight and maintenance free
- ▲ Suitable with or without bargeboard
- ▲ Creates continuous, clean verge
- ▲ Suitable for range of laps
- ▲ Maximum pitch of 55° if top tile mitred
- ▲ Colour matched to main tiles

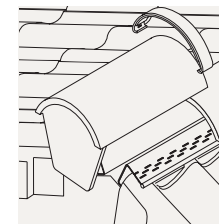
**Tell me more**  
PRODUCT INFORMATION  
Visit [marley.co.uk/dryverge](http://marley.co.uk/dryverge)  
or Tel 01283 722588

## KEY COMPONENTS

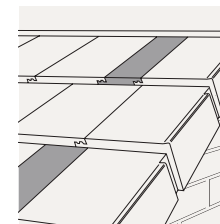
	Code		Code
Mendip cloak verge		Concrete plain tile cloak verge	
Left hand	245	Left hand	249
Right hand	246	Right hand	250
Mendip half tile	247	Clay plain tile cloak verge	
Mendip fixing kit	54252	Left hand	MAKE**ZLVTB
Double Roman cloak verge		Right hand	MAKE**ZRVTB
Left hand	265	Maxima cloak verge	
Right hand	266	Left hand*	82670
Double Roman half tile	102	Right hand*	82671
Double Roman fixing kit	54252	Melodie cloak verge	
Modern cloak verge		Left hand*	90780
Left hand	371	Right hand*	90778
Right hand	370		
Modern half tile	372		
Modern fixing kit	37300		

\* codes are for Natural Red

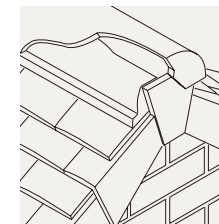
## FIXING OVERVIEW



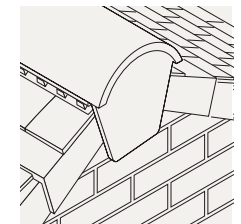
Completing interlocking profiled tile cloak verge at ridge



Maintaining broken bond with half tiles for Modern cloak verge



Stop end ridge tile used to finish clay plain tile cloak verge at ridge

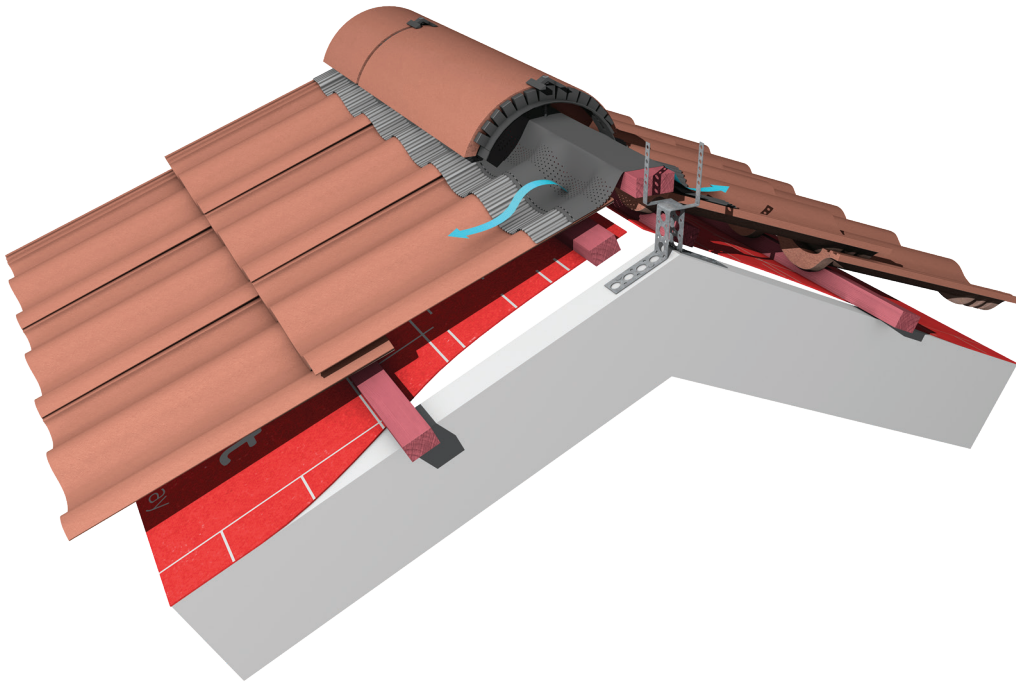


Concrete block end ridge finishing plain concrete cloak verge tiles

# UNIVERSAL RIDGEFAST SYSTEM

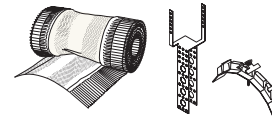
For use with all tiles and slates.

BS 8612  
COMPLIANT



## KEY COMPONENTS

	Code		Code
Universal RidgeFast system (6m pack)	53300	RidgeFast blanking tape (2 x 2m)	33001
comprising of:			
- Ridge roll (6m)			
- Ridge batten brackets (10 No.)			
- Ridge unions (13 No.)			
		RidgeFast/HipFast union pack (6 No. unions)	53003
		100mm x 4.8mm deep ridge screw pack*	70000



\* For clay half round ridge with profiled tiles

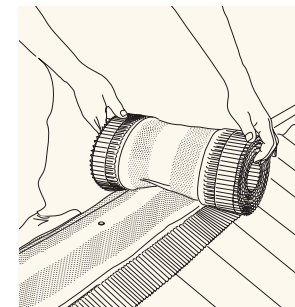
## ADVANTAGES

- ▲ Meets BS 5534 requirements and NHBC guidelines
- ▲ Meets BS 8612 requirements
- ▲ Highest grade aluminium flashing
- ▲ Hydrophobic membrane for maximum weather resistance
- ▲ Elastomeric membrane for easy installation and prevents rucking
- ▲ Bespoke batten brackets for anchoring to structure
- ▲ Can be used with all concrete tiles and slates
- ▲ Completely dry fixed system
- ▲ Suitable with standard ridge tiles
- ▲ Provides 5mm continuous ventilation along the ridge

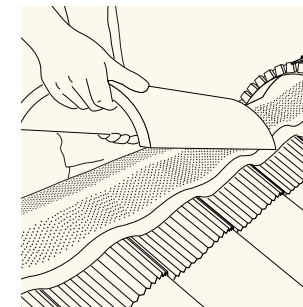
**Tell me more**

PRODUCT INFORMATION  
Visit [marley.co.uk/ridgefast](http://marley.co.uk/ridgefast)  
or Tel 01283 722588

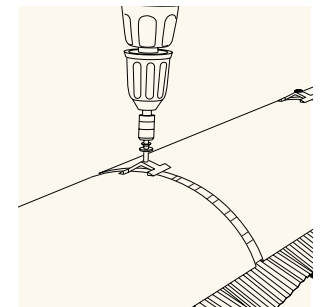
## FIXING OVERVIEW



Roll out RidgeFast roll



Lay and fix ridges onto roll

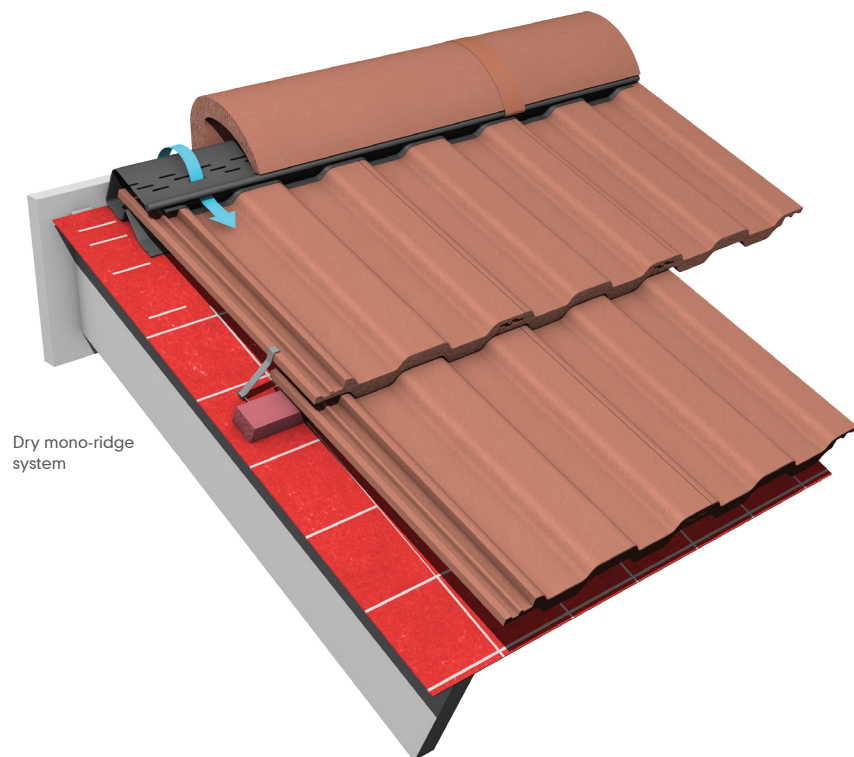


Secure ridge union

# VENTILATED DRY RIDGE SYSTEM

For use with all large format interlocking tiles.

BS 5534  
COMPLIANT



## ADVANTAGES

- ▲ Meets BS 5534 requirements and NHBC guidelines
- ▲ Simple and fast to install
- ▲ Weathertight and maintenance free
- ▲ Can be used up to 55° pitch
- ▲ Provides 5mm continuous ventilation along the ridge
- ▲ Can be used with all fibre cement slates, concrete tiles and slates
- ▲ Fully compatible with dry hip system

Tell me more

PRODUCT INFORMATION  
Visit [marley.co.uk/dryridge](http://marley.co.uk/dryridge)  
or Tel 01283 722588

## KEY COMPONENTS

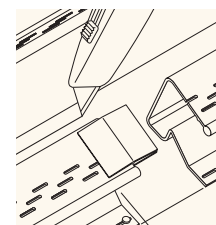
	Code		Code
Batten section (3m) High profile‡ Low profile†	41201 41101		
Steep pitch batten section (45-55°, 3m) High profile‡ Low profile†	41202 41102		
Segmental ridge junction apex cap	439*		
Modern ridge junction apex cap	440*		
Modern ridge union	414*		
Segmental ridge union	413*		
		Segmental mono-ridge union	423*
		Segmental mono-ridge union end cap Left hand Right hand	427* 428*
		Filler units Double Roman (vented) Ludlow Major (vented) Ludlow Plus (vented) Mendip (vented) Wessex (vented) Anglia (vented) Modern/Edgemere/Ashmore (vented) Lincoln	42105 41601 41508 41701 41901 41506 41501 42107
		Dry ridge top course clip and nail pack Modern/Duo Modern Edgemere/Duo Edgemere	30273 30297

\* Suffix with colour code: 01 Grey, 03 Brown, 04 Terracotta

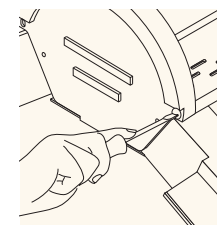
‡ For Double Roman, Mendip, Wessex and Anglia

† For Ashmore, Edgemere range, Modern, Duo Modern, Ludlow Plus and Ludlow Major

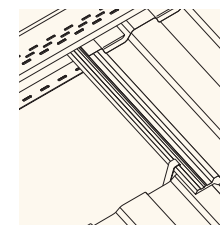
## FIXING OVERVIEW



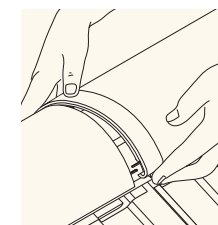
Slit underlay between batten sections and clip using 'H' section piece



Fix ridge end cap to dry ridge battens




Clip top course interlocking tiles or slates (tiles shown)



Fix ridge units and unions

# RIDGE VENT TERMINALS

Available to suit concrete ridges



## ADVANTAGES

- ▲ Suitable for mechanical or passive stack ventilation
- ▲ Compatible with our range of ventilated dry ridge systems
- ▲ Simple and fast installation



**Tell me more**

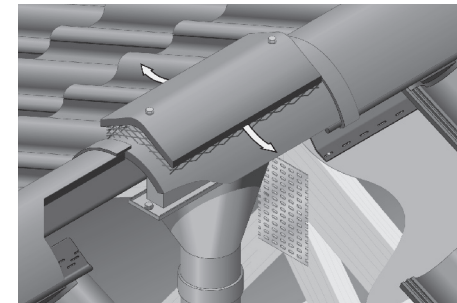
PRODUCT INFORMATION  
Visit [marley.co.uk/ventilation](http://marley.co.uk/ventilation)  
or Tel 01283 722588

## KEY COMPONENTS

	Code		Code
Ridge vent terminal	198	Gas vent ridge terminal (with extension piece)	256
Plumbers accessory pack (for ridge vent terminals)	39090	Spare gasket set (compatible with 'R' type adaptor)	30346
		Gas vent ridge flue terminal for condensing boilers	
		Segmental	254*
		Modern	255*
		Modern/segmental adaptor ridge union	420*

\* Made to order


## FIXING OVERVIEW



Installation of gas vent ridge terminal (with flexible pipe)

# UNIVERSAL GRP DRY VALLEY

For use with all concrete plain and interlocking tiles



## ADVANTAGES

- ▲ Dry fix, mortar-free system
- ▲ Durable GRP technology
- ▲ Simple and fast installation
- ▲ Can accommodate up to 20° pitch variance either side of valley
- ▲ Performs on pitches up to 60°
- ▲ Gives the appearance of a close cut roof

**Tell me more**  
 PRODUCT INFORMATION  
 Visit [marley.co.uk/dryvalley](http://marley.co.uk/dryvalley)  
 or Tel 01283 722588

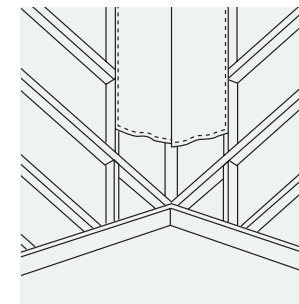
## KEY COMPONENTS

	Code
GRP valley (low profile)	30422
GRP valley (high profile)	30421
Tile tail clips (pack)	43602
Head clips (pack)	43604

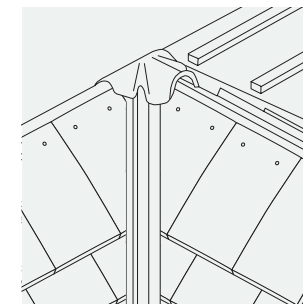
## COMPATIBILITY

	High profile	Low profile
Ashmore		✓
Anglia	✓	
Double Roman	✓	
Edgemere range		✓
Lincoln	✓	
Ludlow Major	✓	
Ludlow Plus	✓	
Maxima	✓	
Melodie	✓	
Mendip	✓	
Modern/Duo Modern		✓
Plain		✓
Wessex	✓	

## FIXING OVERVIEW



Valley board construction




Tiles or slates cut to rake of valley

# UNIVERSAL HIPFAST SYSTEM

For use with all tiles and slates. Includes more components as standard to provide an effective dry hip.

BS 8612  
COMPLIANT




## ADVANTAGES


- ▲ Meets BS 5534 requirements and NHBC guidelines
- ▲ Meets BS 8612 requirements
- ▲ Highest grade aluminium flashing
- ▲ Hydrophobic membrane for maximum weather resistance
- ▲ Elastomeric membrane for easy installation and prevents rucking
- ▲ Bespoke batten brackets for anchoring to structure
- ▲ Can be used with all concrete tiles and slates
- ▲ Completely dry fixed system
- ▲ Suitable with standard hip tiles

## Tell me more

PRODUCT INFORMATION  
Visit [marley.co.uk/hipfast](http://marley.co.uk/hipfast)  
or Tel 01283 722588

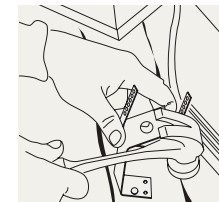
## KEY COMPONENTS

	Code		Code
Universal HipFast system (6m pack) comprising of: - Hip roll (6m) - Hip batten brackets (6 No.) - Ridge unions (13 No.) includes C-clips and tail clips	53400	Tapered ridge filler (2 No.)* Also available separately	-
			
		1m length hip support trays 715mm each (9 No.)	34002
		RidgeFast/HipFast union pack (6 No. unions)	53003
		100mm x 4.8mm deep ridge screw pack**	70000
		Secret cut tile clip pack	43607

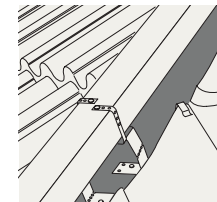


\* For use with Modern ridge tiles only  
\*\* For clay third round hips with profiled tiles  
Both pitches (either side of the hip ridge) must be within 5° of each other.

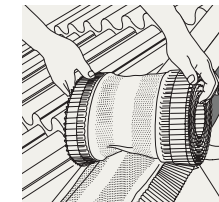
## FIXING OVERVIEW



Fix hip batten brackets



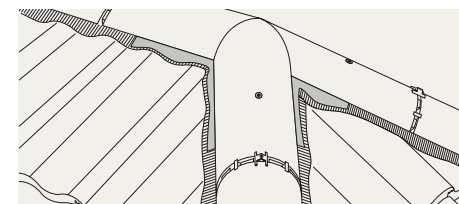
Fix hip batten



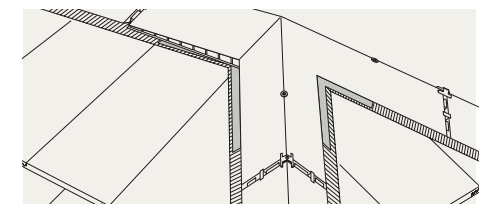
Roll out HipFast roll



Fix hip unions



Weathering of hip/ridge junction with lead saddle

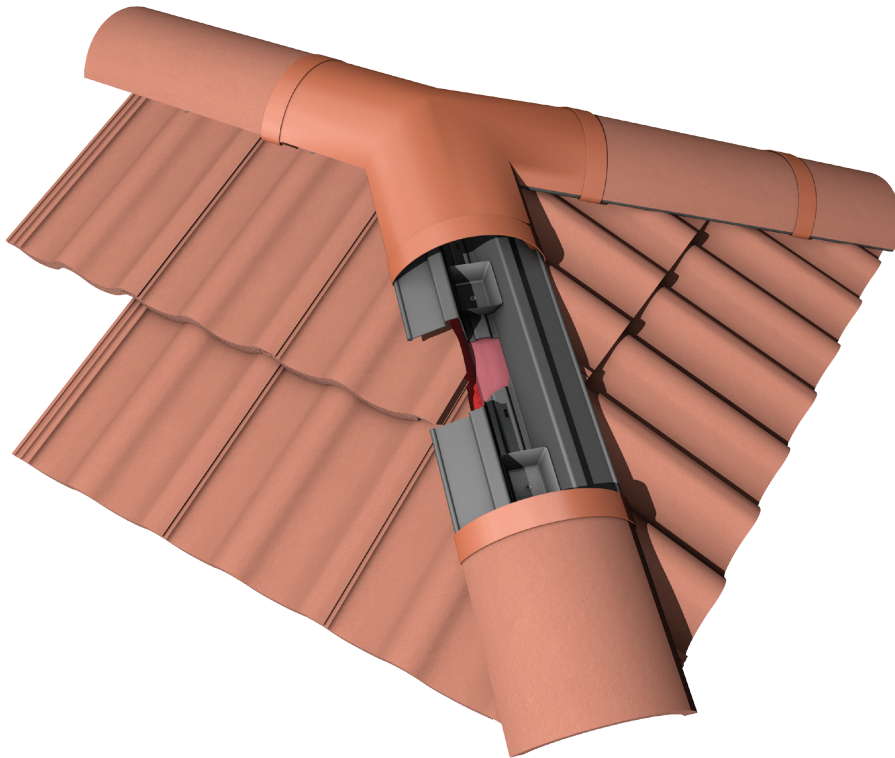


Weathering of hip/ridge junction with saddle



# DRY HIP SYSTEM

For use with all concrete interlocking tiles



## ADVANTAGES

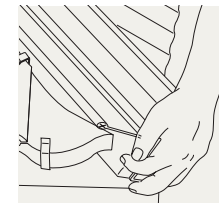
- ▲ Meets BS 5534 requirements and NHBC guidelines
- ▲ Simple fast installation
- ▲ Weathertight and maintenance free
- ▲ Can be used up to 45° pitch
- ▲ Can be used with all Marley concrete interlocking tiles
- ▲ Fully compatible with ventilated dry ridge system

**Tell me more**  
 PRODUCT INFORMATION  
 Visit [marley.co.uk/dryhip](http://marley.co.uk/dryhip)  
 or Tel 01283 722588

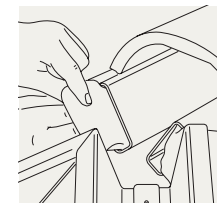
## KEY COMPONENTS

	Code		Code
Dry hip batten section	43300	Third round stop end hip tile	291
Dry hip batten section fixing kit (1 kit per 3m batten section)		Third round ridge union	4350
Low profile	54360	Third round hip apex cap	
High profile	54361	15-24°	4371*
Modern stop end hip tile	292	25-35°	4372*
Modern ridge union	4140*	36-45°	4373*
Modern hip apex cap		* Suffix with colour code: 1 Grey, 3 Brown, 4 Terracotta	
15-24°	4381*	For high profile tiles, including Mendip, Wessex and Anglia, please speak to our technical advisory service.	
25-35°	4382*		
36-45°	4383*		

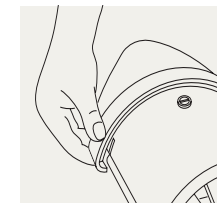
## FIXING OVERVIEW



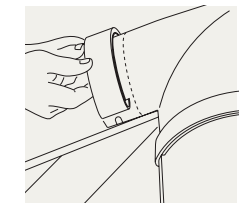
Locate hip batten section between cut tiles



Insert closed cell foam rubber slip at hip/ridge junction




Locate block end hip tile and assembly



Secure apex junction cap with hip/ridge unions

# TOP ABUTMENT VENTILATION SYSTEM

For use with all large format interlocking tiles



## ADVANTAGES

- ▲ Provides ventilation for lean-to roofs
- ▲ Completely dry fixed
- ▲ Provides continuous 5mm ventilation along abutment
- ▲ Provides eaves-to-abutment ventilation when used with universal eaves system

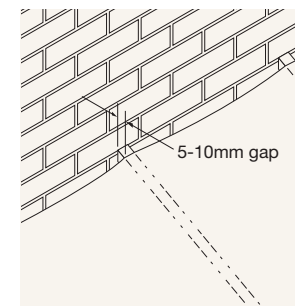
**Tell me more**  
 PRODUCT INFORMATION  
 Visit [marley.co.uk/abutment](http://marley.co.uk/abutment)  
 or Tel 01283 722588

## KEY COMPONENTS


	Code		Code
Batten section (3m)		Fixing kit (6m)	41000
High profile‡	41201	Filler units	
Low profile†	41101	Double Roman (vented)	42105
		Ludlow Major (vented)	41601
		Ludlow Plus (vented)	41508
Steep pitch batten section (45-55°, 3m)		Mendip (vented)	41701
High profile‡	41202	Wessex (vented)	41901
Low profile†	41102	Anglia (vented)	41506
		Modern/Edgemere/Ashmore (vented)	41501
		Lincoln	42107
Lead support strip	42505		

\* Suffix with colour code: 01 Grey, 03 Brown, 04 Terracotta  
 ‡ For Double Roman, Mendip, Wessex and Anglia  
 † For Ashmore, Edgemere range, Modern, Duo Modern, Ludlow Plus and Ludlow Major

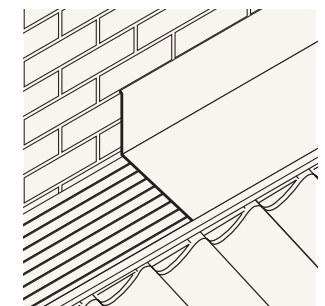
## FIXING OVERVIEW



Felt and batten normally




Insertion of profiled tiles into batten section



Finish by dressing lead onto lead support strips

# FLEXFAST LEAD REPLACEMENT ROLL

For use with all tiles and slates.



## ADVANTAGES

- ▲ Cost-effective when compared with lead
- ▲ No likelihood of theft
- ▲ Lighter and easier to use than lead
- ▲ No need for specialist lead installers
- ▲ Flexible and stretchable, up to 60% elasticity
- ▲ Strong, adhesive butyl backing



Tell me more

PRODUCT INFORMATION  
Visit [marley.co.uk/abutment](http://marley.co.uk/abutment)  
or Tel 01283 722588


## PRODUCT COMPOSITION



- 01/  
Textured UV-resistant aluminium sheet
- 02/  
Aluminium reinforced mesh
- 03/  
Adhesive butyl layers
- 04/  
Centre-divided protective film

## KEY COMPONENTS

Lead replacement roll  
5m x 450mm x 1.7mm  
5m x 300mm x 1.7mm



Code

MA42611  
MA42610

## FIXING OVERVIEW (CHIMNEY FLASHING SHOWN)




Fit chimney flashing at eaves of abutment



Form the material and cut to shape required




Remove protective film



Stretch lead replacement roll to shape if necessary and press to fit snugly and securely over all surfaces.

# DRY FIX SOAKERS

For use with Modern, Edgemere and Ashmore interlocking tiles, clay and concrete plain tiles

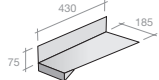
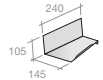
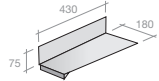
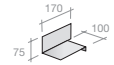


## ADVANTAGES

- ▲ Pre-formed soakers for flat tiles
- ▲ Easy-to-install and lightweight
- ▲ Completely dry fixed
- ▲ Reduces requirement for expensive lead

**Tell me more**  
**PRODUCT INFORMATION**  
 Visit [marley.co.uk/abutment](http://marley.co.uk/abutment)  
 or Tel 01283 722588

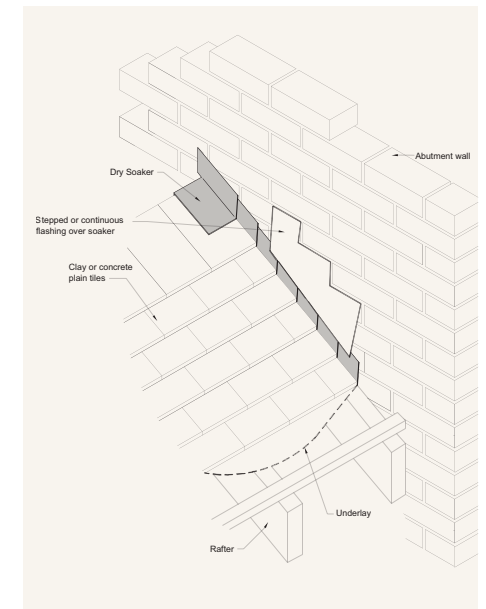
## KEY COMPONENTS

	Code		Code
Modern dry soakers			
Left hand (10pk)	MA30476		
Right hand (10pk)	MA30477		
Ashmore dry soakers			
Left hand (10pk)	MA30472		
Right hand (10pk)	MA30473		
Edgemere dry soakers			
Left hand (10pk)	MA30474		
Right hand (10pk)	MA30475		
Clay or concrete plain tile dry soakers			
Left hand (10pk)	MA30478		
Right hand (10pk)	MA30479		

## FIXING OVERVIEW




Edgemere abutment with dry fix soakers



Clay or concrete plain tile abutment with dry fix soakers

# UNIVERSAL TILE VENT TERMINAL

For use with large format interlocking tiles, 15 x 9 interlocking tiles and Maxima clay pantile



## KEY COMPONENTS

	Code
Universal tile vent terminal	
Grey	36700
Brown	36703
Terracotta	36704
Flexible pipe* (ID 110mm)	39091

\* Universal tile vent terminal must be used in conjunction with flexible pipe only. Minimum pitch 20°.

## PRESSURE RESISTANCE VALUES

Pa (litres/sec airflow)	15	30	60
15,000mm <sup>2</sup> free area	35	48	67

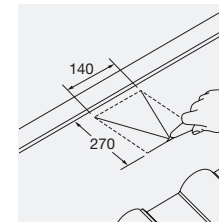
## ADVANTAGES

- ▲ Ideal for natural, mechanical or soil pipe ventilation
- ▲ Weatherproof, tough and durable
- ▲ Suitable for large format interlocking tiles, 15' x 9' interlocking tiles and Maxima clay pantile
- ▲ 15,000mm<sup>2</sup> free area of ventilation
- ▲ Choice of 3 colours
- ▲ Minimum pitch 20°

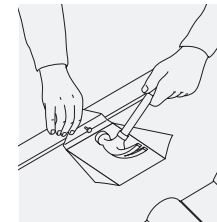
Tell me more

PRODUCT INFORMATION  
Visit [marley.co.uk/tilevent](http://marley.co.uk/tilevent)  
or Tel 01283 722588

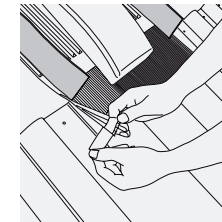
## FIXING OVERVIEW



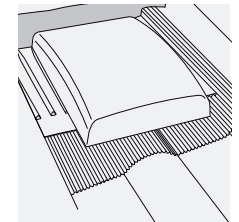
Form a 'V' shaped cut in the underlay



Fold up and secure the underlay as shown




Ensuring good seal between Universal tile vent terminal and tiles



Finishing tiling and creating a weatherproof seal

# CONTOUR IN-LINE VENTS

For use with all plain tiles and concrete interlocking tiles



## ADVANTAGES

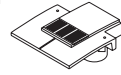




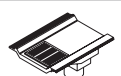
- ▲ Contoured to match tile profile
- ▲ Almost invisible from ground level
- ▲ Ideal for mid slope roof ventilation
- ▲ Internal spigot for connection to mechanical extract or soil pipe ventilation

Contour vents have a minimum pitch of 22.5°

Tell me more

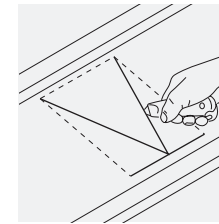
PRODUCT INFORMATION  
Visit [marley.co.uk/ventilation](http://marley.co.uk/ventilation)  
or Tel 01283 722588

## KEY COMPONENTS

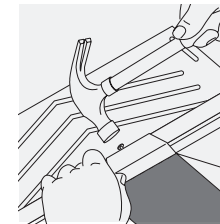
	Code		Code
Universal Plain contour tile vent terminal*	455*		Ludlow Major contour tile vent terminal
			36700
			36703
			36704
Edgemere contour tile vent terminal	465		Ludlow Plus contour tile vent terminal
Mendip contour tile vent terminal	452		Double Roman contour tile vent terminal
Modern contour tile vent terminal	451		Ashmore contour tile vent terminal
Anglia contour tile vent terminal	460		Flexible pipe* (ID 110mm)
Wessex contour tile vent terminal	459		39091

\* Minimum pitch of 35° for plain tiles governed by minimum pitch of tile

## FIXING OVERVIEW



Make aperture in underlay using template




Secure soaker tray

## PRESSURE RESISTANCE VALUES

Tile	Ventilation free area	15	30	60
Anglia	15,000 mm <sup>2</sup>	8.3	33.2	132.0
Ashmore	10,000 mm <sup>2</sup>	18.0	32.0	95.9
Double Roman	13,500 mm <sup>2</sup>	7.3	29.7	120.9
Edgemere	10,000 mm <sup>2</sup>	7.5	25.0	87.0
Ludlow Major	11,000 mm <sup>2</sup>	9.1	36.3	144.3
Ludlow Plus	15,000 mm <sup>2</sup>	9.6	38.0	149.9
Mendip	14,500 mm <sup>2</sup>	7.7	31.0	124.8
Modern	10,000 mm <sup>2</sup>	7.9	31.2	122.5
Plain	10,000 mm <sup>2</sup>	13.6	53.7	211.0
Wessex	12,500 mm <sup>2</sup>	6.8	28.2	115.8

# TILE VENTILATION TERMINALS

For use with large format concrete interlocking tiles including Ashmore



## ADVANTAGES

- ▲ Wide range of colours and finishes
- ▲ Ideal for natural, mechanical or soil pipe ventilation

Tell me more

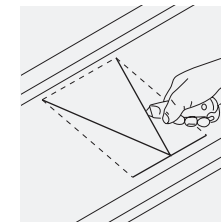
PRODUCT INFORMATION  
Visit [marley.co.uk/ventilation](http://marley.co.uk/ventilation)  
or Tel 01283 722588

## KEY COMPONENTS

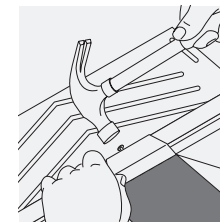
	Code		Code
Edgemere tile vent terminal	259	Double Roman tile vent terminal	298
Ludlow Major tile vent terminal	297	Wessex tile vent terminal	296
Mendip tile vent terminal	294	Ashmore ventilation roof tile (for natural ventilation only)	293
Modern/Duo Modern tile vent terminal	295	Lincoln ventilation roof tile	123990 <sup>1</sup>
		Flexible pipe (ID 110mm)	39091

<sup>1</sup> Rustic red - 123991

## FIXING OVERVIEW



Make aperture in underlay using template



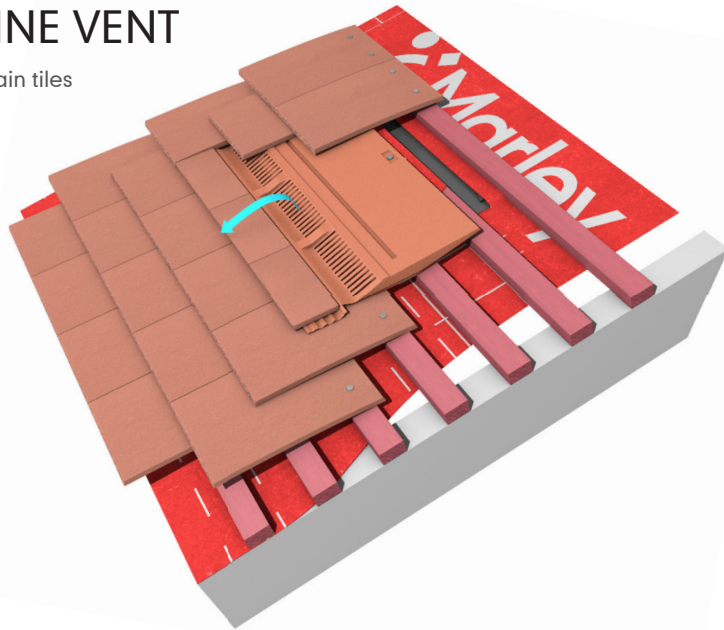
Secure soaker tray

## PRESSURE RESISTANCE VALUES

Tile	Ventilation free area	15	30	60
Ashmore	4,500 mm <sup>2</sup>	-	-	-
Double Roman	7,614 mm <sup>2</sup>	6.5	24.8	89.1
Edgemere	7,081 mm <sup>2</sup>	7.6	28.6	106.7
Ludlow Major	7,665 mm <sup>2</sup>	6.7	24.3	88.4
Mendip	7,107 mm <sup>2</sup>	7.6	27.9	101.7
Modern	7,081 mm <sup>2</sup>	7.6	28.6	106.7
Wessex	6,929 mm <sup>2</sup>	7.9	29.7	110.6

# CLAY IN-LINE VENT

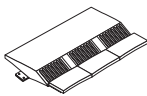
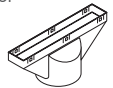
For use with clay plain tiles



## ADVANTAGES

- ▲ Real clay tile slips provide visual integration on roof slope
- ▲ 7,500mm<sup>2</sup> free area of ventilation
- ▲ Ideal for natural, mechanical or soil pipe ventilation

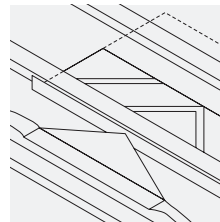
## KEY COMPONENTS

	Code
Clay in-line tile vent	-
	
In-line tile vent adaptor	-
	
Flexible pipe (sold separately)	-

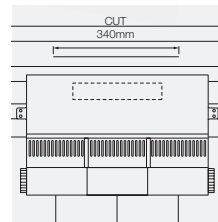
## PRESSURE RESISTANCE VALUES

Pa (litres/sec airflow)	15	30	60
7,500mm <sup>2</sup> free area	17.0	66.8	265.0

## FIXING OVERVIEW



Mark throat position and cut underlay




Position and fix in-line vent unit

Tell me more

PRODUCT INFORMATION  
Visit [marley.co.uk/ventilation](http://marley.co.uk/ventilation)  
or Tel 01283 722588

# BONDING GUTTERS

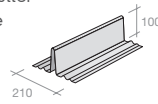
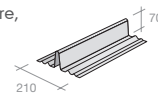
For use with all tiles and slates.



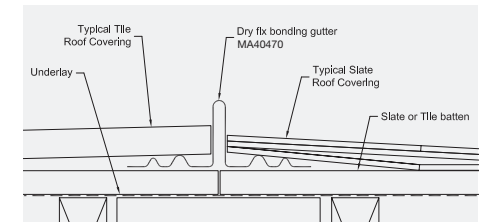
## ADVANTAGES

- ▲ Low and high profile units for a range of tile types
- ▲ Quick and easy to install
- ▲ GRP material – negates the requirement for expensive lead
- ▲ Completely dry fixed – no need for mortar
- ▲ Neat aesthetics

## KEY COMPONENTS

	Code
High profile bonding gutter For profiled tiles on one or both sides	MA40471
	
Low profile bonding gutter For plain tiles, Edgemere, Modern and Ashmore interlocking tiles	MA40470
	

## FIXING OVERVIEW



Typical standard installation showing low profiled interlocking tiles abutting slates, using MA40470


Tell me more

PRODUCT INFORMATION  
Visit [marley.co.uk/dryfix](http://marley.co.uk/dryfix)  
or Tel 01283 722588



# UNIVERSAL UNDERLAYS

Available to suit all tiles and slates. Use in conjunction with Universal eaves vent systems or felt support tray at all gutter details.



## ADVANTAGES

- ▲ Compliant in all zones 1-5 at both 250mm and 354mm gauge
- ▲ Integral tape for strong tight durable joints, for quicker installation and piece of mind
- ▲ BBA approved
- ▲ High tensile and tear strength
- ▲ Clean and easy to handle
- ▲ Suitable for wall and roof applications
- ▲ Durable
- ▲ UV resistant
- ▲ Guidance lines for minimum laps



**Tell me more**

PRODUCT INFORMATION  
Visit [marley.co.uk/underlays](http://marley.co.uk/underlays)  
or Tel 01283 722588



## MINIMUM OVERLAPS

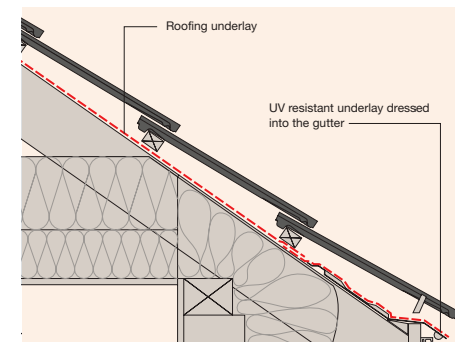
Vapour permeable underlay (weight 170 gsm)			
Roof pitch (°)	Horizontal laps (mm)		Vertical laps (mm)
	Not fully supported	Fully supported	
12.5 - 14	225	150	100
15 - 34	150	100	150
35+	150	75	100

Non-breathable underlay (weight 116 gsm)			
Roof pitch (°)	Horizontal laps (mm)		Vertical laps (mm)
	Not fully supported	Fully supported	
12.5 - 14	225	150	150
15 - 34	150	100	150
35+	150	75	150

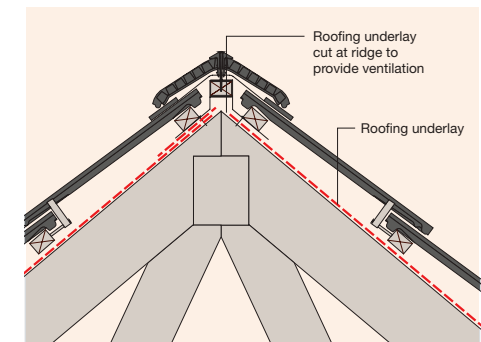
## KEY COMPONENTS

	Code
Universal vapour permeable underlay	MA33150
Universal non-breathable underlay	MA33145

## FIXING OVERVIEW



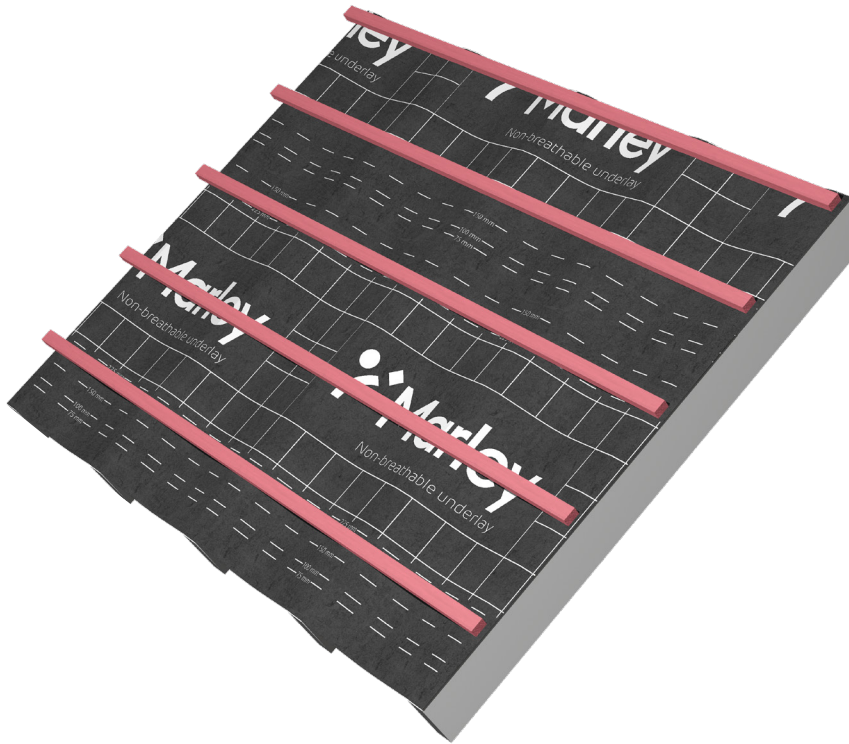
Installation at eaves



Installation at ridge

# JB RED BATTENS

JB Red is a high quality roofing batten and the first fully pre-graded batten available to the roofing industry.



## ADVANTAGES

- ▲ Marked according to BS 5534 showing supplier name, origin/species, grade (BS 5534) and size
- ▲ Pre-graded to all strength requirements of BS 5534 for roofing battens
- ▲ UKAS third party assessed by the BBA
- ▲ LABC registered and is approved for use by local authorities
- ▲ Manufactured from slow grown, high grade timber
- ▲ FSC® or PEFC™ certified
- ▲ Preservative treated BS 8417 Usage Class 2 using MicroPro® against wood rotting fungi and insect attack
- ▲ 60 year lifetime guarantee against insect attack and wood rotting fungi (when installed correctly in accordance with the requirements of Usage Class 2)


## BATTEN SIZES

Batten size	Pieces per bundle	Bundles per pack	Pieces per pack
25 x 38mm	10	56	560
25 x 50mm	10	44	440

## BATTEN END CLIP

Ensures positive and secure fixing of Universal verge units when fixed to any batten end.

- ▲ BS 8612 compliant
- ▲ Multiple serrations create nail-free, secure fixing to battens
- ▲ Zinc coated aluminium, one piece construction – robust and durable
- ▲ Fixing hole array allows secure, quick and easy fixing to the batten end




 Tell me more

PRODUCT INFORMATION  
Visit [marley.co.uk/jbred](http://marley.co.uk/jbred)  
or Tel 01283 722588

## JB SPECIALITY BATTENS

Marley offer a full range of roofing timbers above truss or rafter level, all of which are treated with MicroPro®.



## BS 5534 SOLUTIONS

BS 5534 is the British Standard for Slating and Tiling and provides the industry with guidance on best practice relating to the installation of roofs.



Contained within it is a vast array of information, ranging from batten selection, to methods of fixing, through to wind uplift formulas, which provide manufacturers like us with a means of calculating fixing specifications.

### BS 5534 KEY FACTORS


With extreme weather events such as gale force winds, driving rain and flooding on the rise and placing more strain on the UK roofscape than ever before, the standard was radically improved in 2014.

Critically, the changes now require mechanical fixing of all fittings, even if mortar bedded, and increased levels of tile fixings, especially clipping.

### QUALITY AS STANDARD

With the new BS 8612 now in force, quality is more important than ever.

Although dry fix products and systems have been common place for many years, not all perform to the same level. Marley dry fix systems are thoroughly tested and offer superior mechanical fixing, durability and performance when compared to other systems.



# BS 8612 SOLUTIONS


BS 8612: 2018 is a new British Standard that specifies the performance requirements and methods of test for a number of dry fixed systems and components.

Marley is widely recognised as one of the early pioneers of the dry fix industry, developing some of the first high-performance purpose-made systems.

## OFFERING CHOICE WHIST MAINTAINING QUALITY

Whilst many purpose-made systems are still popular today as part of single-source system specifications, there has been an industry-wide move towards complete kit solutions, popular with merchant distributors because of their compatibility with a range of tile and slate types. Marley offers both of these options with our purpose-made and Universal kit ranges.

Exponential growth in the dry fix market – fuelled by recent changes to industry standards and guidelines – has resulted in a huge array of options for specifiers and installers for dry fix products. Consequently, there are now sufficient numbers of competing systems (of varying performance and quality), as to warrant the introduction of a new British Standard, which ensures minimum performance requirements and introduces a recognised standard for the dry fix industry.



## BS 8612 KEY FACTORS

This new standard sets out the key quality and performance criteria and test methods for dry-fixed roof systems under six essential requirements.

- ▲ Material specification and durability
- ▲ Mechanical resistance
- ▲ Ventilation for ridge and hip systems
- ▲ Rain performance
- ▲ Geometric characteristics
- ▲ Marking, labelling and installation instructions



# BS 5250 VENTILATION GUIDANCE

## COLD ROOFS

### KEY TO ILLUSTRATIONS

- Warm Air
- Cold Air
- Low resistance underlay
- High resistance underlay
- Sarking

### NORMAL CEILING

A ceiling where no attempt has been made to seal all gaps or penetrations (e.g. light drops, pipes etc.)

### WELL SEALED CEILING

The design avoids construction gaps, especially at the wall ceiling junction with dry lining construction and holes in the ceiling.

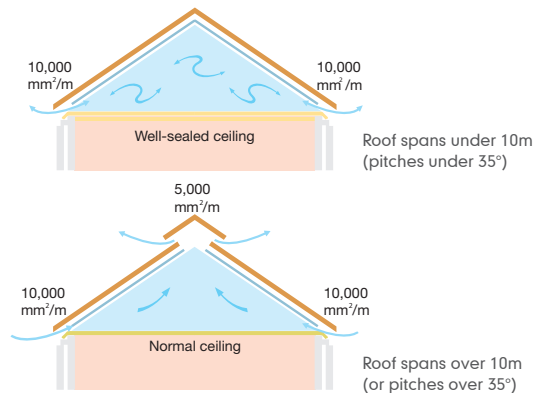
No access door or hatch should be located in rooms where large amounts of moisture are produced, including kitchens or bathrooms.

The ceiling is sealed to the external walls to limit any leakage through cracks. The head of all cavities in the external walls, party walls and partition walls is sealed to prevent transfer of warm moist air into the loft.

### ROOFS WITH A WELL-SEALED CEILING

#### Bituminous felts and vapour impermeable underlays (high resistance)

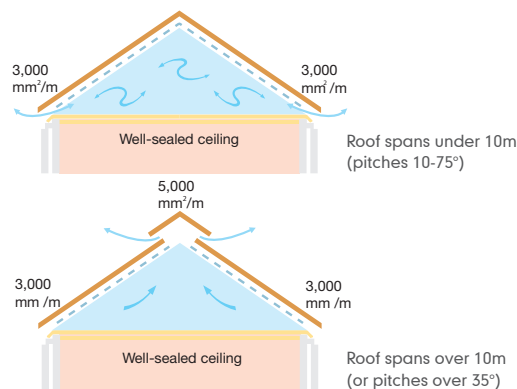
The ventilation requirements for cold roofs with vapour impermeable underlays and 'well-sealed ceilings' are the same as for those without. Installing a 'well-sealed ceiling' will make the roof more energy efficient because airtightness will have prevented heat loss through convection. Heat loss due to low speed air currents over the cold side of the insulation (caused by ventilation) is negligible.



#### Vapour permeable underlays (low resistance)

The installation and maintenance of a 'well-sealed ceiling' with a vapour permeable underlay can reduce the ventilation requirements.

However, where a close fitting roof covering is used, the batten spacing should be ventilated in accordance with BS 5250 using counterbattens.



#### Fully breathable underlays

The British Standard mainly distinguishes between two types of underlay: high resistance (HR) impermeable and low resistance (LR) vapour permeable. However, there are some manufacturers of low resistance underlays that claim their products are fully breathable, negating the requirement for ventilation as set out in the British Standard.

There are a number of factors to consider before using any type of low resistance underlay, including:

1. How well-sealed the ceiling is
2. Whether a close-fitting roof covering is being used
3. Obstructions in the roof space

In all circumstances, Marley recommend the use of additional ventilation when using any type of low resistance underlay.

This can be achieved through the use of ventilated eaves and ventilated ridge systems.

#### Close fitting coverings

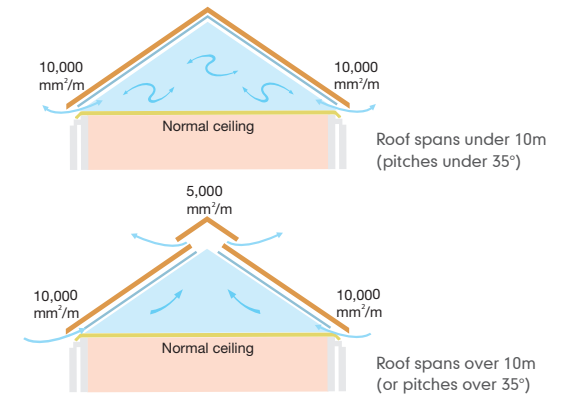
When specifying a close fitting covering which is relatively airtight (such as fibre cement slates), there is a risk of interstitial condensation forming on the underside of the underlay and the external covering.

To avoid this risk, the batten space should be ventilated in accordance with BS 5250 using counterbattens.

### ROOFS WITH A NORMAL CEILING

#### Bituminous felts and vapour impermeable underlays (high resistance)

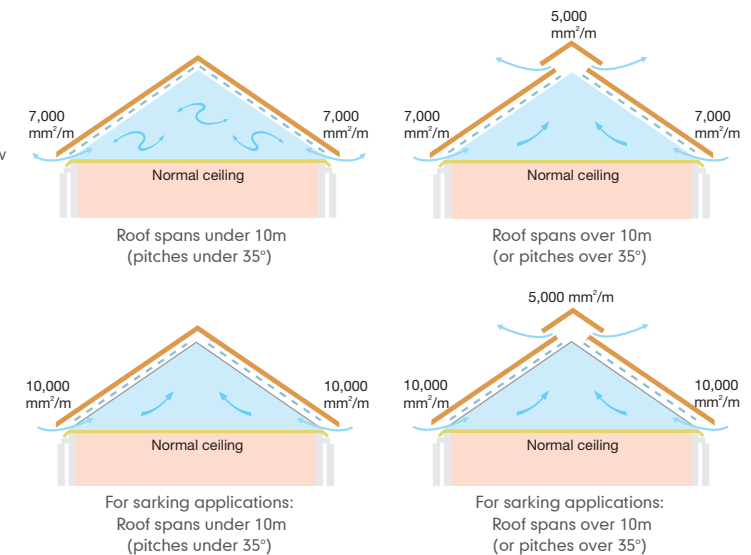
Ventilation of the loft space under a traditional bituminous felt or non-vapour permeable underlay has proven to be an effective and robust solution when used with suitable high and low level ventilation.



#### Vapour permeable underlays (low resistance)

The use of a low resistance underlay can reduce the requirement for ventilating the roof space. On fully boarded roofs, i.e. sarking, low resistance underlays should be treated as impermeable and the roof space below ventilated in accordance with the high resistance underlay requirements described above.






Where a close-fitting roof covering has been used, the batten spacing should be ventilated in accordance with BS 5250 using counterbattens.



# BS 5250 VENTILATION GUIDANCE

## WARM ROOFS

### key to illustrations

-  Warm Air
-  Cold Air
-  Low resistance underlay
-  High resistance underlay
-  Sarking

### WARM PITCHED ROOF WITH HR UNDERLAY

In roofs with an HR underlay, whatever form of external covering or ceiling is provided, there is a risk of interstitial condensation forming on the underside of the HR underlay. To avoid that risk, an AVCL (air vapour control layer) should be provided on the warm side of the insulation and ventilated voids should be formed between the underside of the underlay and the insulation. Each void should be at least 25mm deep and vented at both high and low level.

### WARM PITCHED ROOF WITH LR UNDERLAY

In warm pitched roofs with LR underlay, an AVCL should be provided at the ceiling line.

If the external covering is sufficiently permeable, it will allow vapour to be released and no ventilation of the batten space is recommended.

If it is not practicable to provide an AVCL, there might be some risk of interstitial condensation forming on the underside of the underlay. To avoid the risk, ventilated voids should be provided.

### Fully breathable underlays

The British Standard mainly distinguishes between two types of underlay: high resistance (HR) impermeable and low resistance (LR) vapour permeable. However, there are some manufacturers of low resistance underlays that claim their products are fully breathable, negating the requirement for ventilation as set out in the British Standard.

There are a number of factors to consider before using any type of low resistance underlay, including:

1. How well-sealed the ceiling is
2. Whether a close-fitting roof covering is being used
3. Obstructions in the roof space

In all circumstances, Marley recommend the use of additional ventilation when using any type of low resistance underlay.

This can be achieved through the use of ventilated eaves and ventilated ridge systems.

### Close fitting coverings

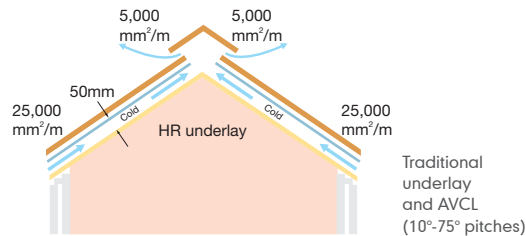
When specifying a close fitting covering which is relatively airtight (such as fibre cement slates), there is a risk of interstitial condensation forming on the underside of the underlay and the external covering.

To avoid this risk, the batten space should be ventilated in accordance with BS 5250 using counterbattens.

## ROOFS WITH AVCL

### Bituminous felts and vapour impermeable underlays (high resistance)

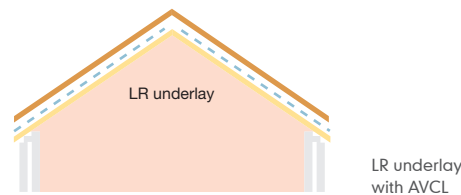
The ventilation requirements for cold roofs with vapour impermeable underlays and 'well-sealed ceilings' are the same as those without. Installing a 'well-sealed ceiling' will make the roof more energy efficient because airtightness will have prevented heat loss through convection. Heat loss due to low speed air currents over the cold side of the insulation (caused by ventilation) is negligible.



### Vapour permeable underlays (low resistance)


Where an AVCL has been installed, the harmful effects caused by condensation can be controlled by the use of a vapour permeable underlay without ventilation. The vapour permeable underlay may be laid fully supported on the insulation or draped unsupported.

An AVCL is essential on the warm side of the insulation. If there is any doubt about the ability to provide and maintain an effectively sealed AVCL, then ventilation should be provided as if the underlay were impermeable.



## ROOFS WITH A CLOSE-FITTING ROOF COVERING

For warm roofs with a close-fitting roof covering, ventilation will be required either above or below the underlay, dependent on the underlay type.





# Here to help

Getting our knowledge to you and your project smoothly and efficiently

## ▲ CUSTOMER SERVICES

Knowledgeable and friendly staff are available to offer quotations, expert advice, deal with orders and all other enquiries.  
Call 08705 626400 or e-mail [info@marley.co.uk](mailto:info@marley.co.uk)

## ▲ TECHNICAL ADVICE

Our Technical Advisory Service is staffed by a qualified team with specialist knowledge.  
Call 01283 722588 or e-mail [info@marley.co.uk](mailto:info@marley.co.uk)

## ▲ TOOLS

Tools and assets that make design and specification as straightforward as possible.

### ROOF SYSTEM SELECTOR

Easy-to-use and comprehensive system finder delivering results from choice of pitch, material or tile type:  
[marley.co.uk/productselector](http://marley.co.uk/productselector)

### SPECIFICATION TOOLS

Specrite, Estimator and Tilefix are online tools designed to give the specifier and installer all the specification and installation help they need:  
[marley.co.uk/specrite](http://marley.co.uk/specrite)  
[marley.co.uk/estimator](http://marley.co.uk/estimator)  
[marley.co.uk/tilefix](http://marley.co.uk/tilefix)

### BIM

BIM Space is a set of free-to-download Building Information Modelling (BIM) objects that provide a standard range of build ups for all of our products: [marley.co.uk/bim](http://marley.co.uk/bim)

### CAD

Access to over 2,000 CAD drawings illustrating how specific tile and slate details can be formed: [marley.co.uk/cad](http://marley.co.uk/cad)

## ▲ RESOURCES AND TRAINING

### SAMPLES

Samples of clay and concrete interlocking and plain tiles are available on request.  
Call 01283 722588 or visit [marley.co.uk/samples](http://marley.co.uk/samples)

### FIXING INSTRUCTIONS AND LITERATURE

Comprehensive sitework, fixing and installation literature and videos:

[marley.co.uk/resources](http://marley.co.uk/resources)

All current product and technical literature can be downloaded:  
[marley.co.uk/downloads](http://marley.co.uk/downloads)

### CPDS


A range of Continuous Professional Development roofing seminars accredited by the RIBA CPD Certification Service.  
For more information or to make a booking:  
[marley.co.uk/cpd](http://marley.co.uk/cpd)

### TRAINING

Theoretical, practical, engaging and informative training available at three locations nationwide:  
[marley.co.uk/training](http://marley.co.uk/training)



# Notes



This publication is based on the latest data available at the time of printing. Due to product changes, improvements and other factors, the Company reserves the right to change or withdraw information contained herein without prior notice. For specific applications users should refer to the Technical Advisory Service and relevant Standards and Codes of Practice for guidance. The photography shown in the document should not necessarily be taken as recommendations of good practice. The printing process restricts the exact representation of colours. For true colour reference, please request product samples.





Tell me more

Call 01283 722588

Email [info@marley.co.uk](mailto:info@marley.co.uk)

Or visit [marley.co.uk](http://marley.co.uk)



Marley, Lichfield Road, Branston, Burton upon Trent, DE14 3HD